




A touring exhibition from Craftspace
curated with Helen Carnac

Family Activity Guide

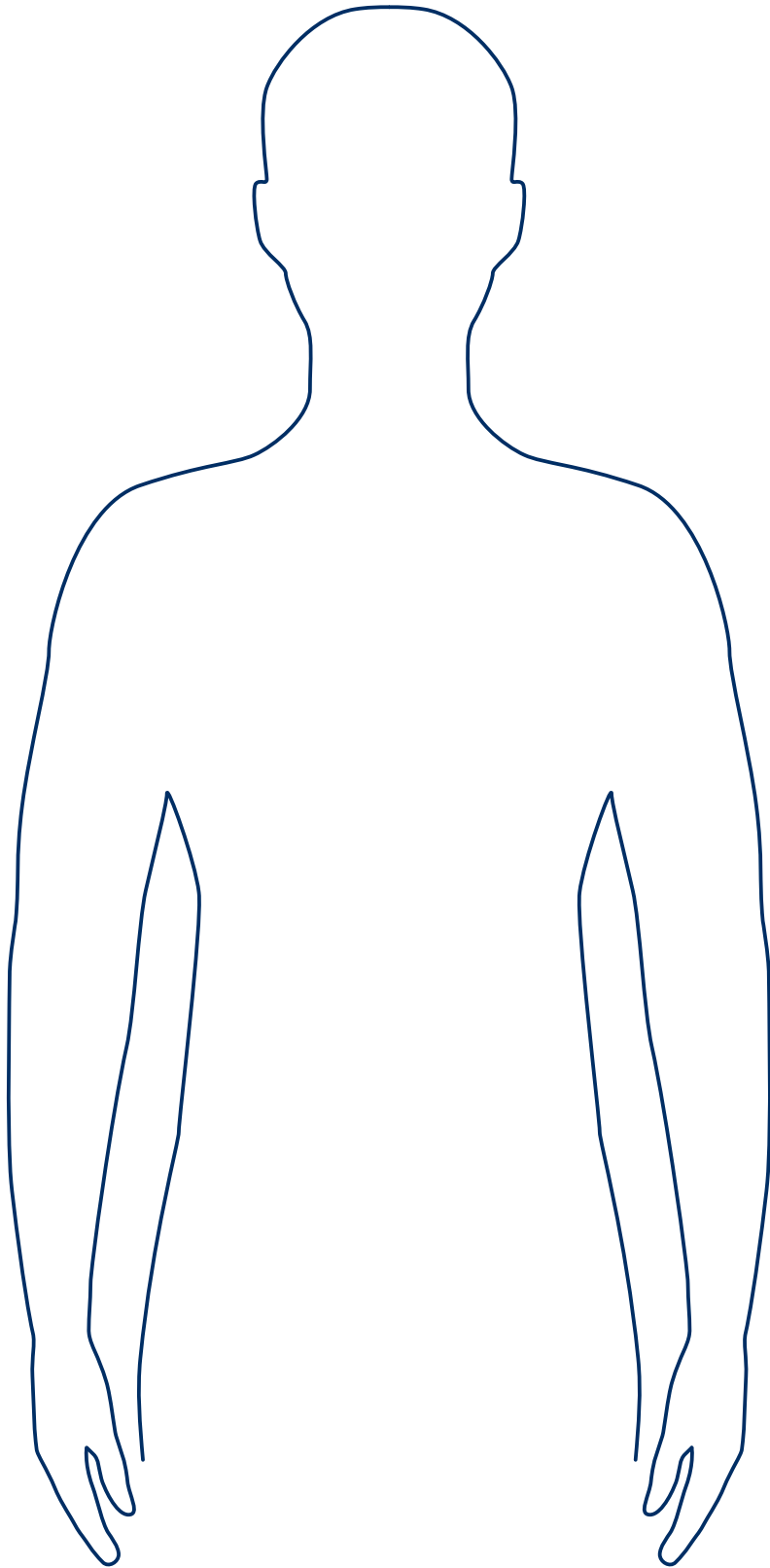
Have a go at the activities in this guide as you walk around the exhibition. Take it home with you too, to finish off, then send us pictures or ideas you have come up with whilst doing the activities.

www.takingtime.org
www.tweave.co.uk
www.craftspace.co.uk
makingaslowrevolution.wordpress.com


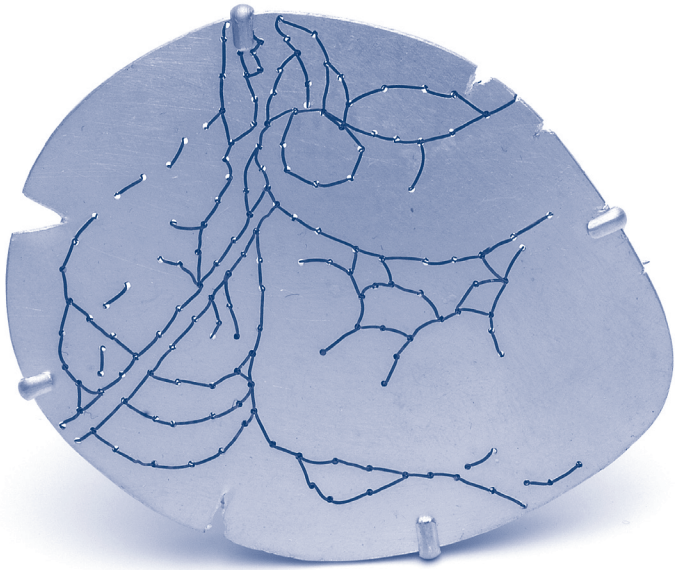
Craftspace[®]



-
1. Can you find some blue and white cups?
 2. How many people made them? What are their names?.....
.....
 3. Can you write down where they live?.....
 4. For the patterns on the cups Paul was inspired by old maps which had small pictures of trees on them, to show where there were gardens and parks. Think about places you have been to and design your own pattern on the cup above.


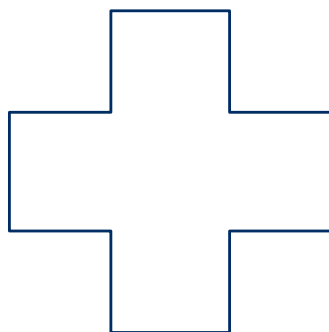

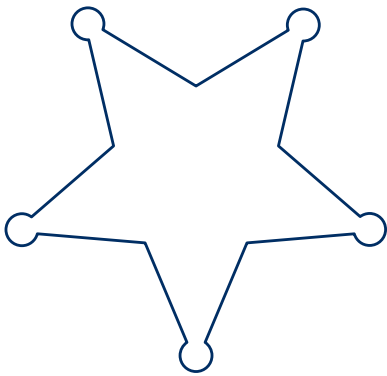


-
1. Can you find Rebecca Earley's shirts?
 2. Can you see a shirt with a plant on it? What kind of plant is it?.....
.....
 3. What do you think 'upcycled' means?.....
.....
 4. Can you describe your favourite shirt?.....
.....
 5. Now design your own shirt on the person above.



1. Can you find this object?
2. What material has Esther used for her stitching?

3. Now find a needle and thread and stitch your own design using the dots as a guide.



1. Can you find Elizabeth Turrell's Badge Boxes?
2. Can you write down what you think 3 of the badges are made from?
3. What achievement would you award a badge for?
4. Design it in one of the outlines above.

5. When you have finished you can cut it out and make it into your own badge to wear by attaching a safety pin to the back.
6. Why not take a photo of the badges you have at home and share them with us by putting them onto our Flickr site: www.flickr.com/groups/takingtime


jib
 underway
 inner
 outer
 forecourse
 brigantine
 night
 light
 wind
 topsail
 staysails
 barquentine
 morning

```

      a t
      t d t o
      g y p t p
      y y u a u f s
      c v n j y n d a
      q g i e v y y d p i
      l o p n c m y y e v l
      f g r e i f o u t e r u y
      t h j g t a r y u g h w y u
      j n v t r n q n i g h t y a y d
      m y s e y a q i y d y h y y y y j
      y y a n e j g w n v y k g a e v i y p
      y d n p y i i e g c d r i b v y u k f m
      a n i w o h r r h y k b f l e h t e d j n g
      u y y e z f x b w d e r u g y a q c y i j i b
      i u
      n t
w d h r u k n x a f d y g h r f o r e c o u r s e y r
q e c m g n i h f s l i a s y a t s d m l k u x v b
y b a r q u e n t i n e u n b a r q y u o f r y d
  
```

1. Can you find Gary Breeze's work?
2. What is it made of?
3. Who wrote the words Gary has used in his piece?

4. What is the writing about?.....
5. Can you find words from Gary's piece in the word search above?



1. Can you find a hairy Five Dollar Bill?
2. Which country was Abraham Lincoln President of?

3. Why do you think Sonya gave him an afro hairstyle?

4. Can you draw Abe a new hairstyle above?

1. Can you find David Gates' work?
2. What objects do his pieces remind you of? Write down your ideas on one of the feedback cards and leave it for us to see. Or let us know by going to the website and leaving us a note: www.takingtime.org
3. Pick one of the pieces of furniture. Draw a picture above of what you would keep in it or put on it.